


Mastering Baitcasting: Proven Techniques for Light Tackle and Fly Fishing

Whether you're a seasoned angler or just starting out, mastering the art of baitcasting can significantly enhance your fishing experience. While baitcasting may seem intimidating at first, with the right techniques and practice, you can cast with both accuracy and ease. This comprehensive guide will empower you with proven methods for effectively using light tackle and fly fishing to catch more fish.

Understanding Light Tackle Baitcasting

Light tackle baitcasting involves using a lightweight rod and reel to cast smaller lures and bait. This technique is ideal for catching fish such as bass, trout, and panfish. Key considerations for light tackle baitcasting include:



Fishing Knots: Proven to Work for Light Tackle and Fly

Fishing by Lefty Kreh

★★★★☆ 4.5 out of 5

Language : English
File size : 7729 KB
Text-to-Speech : Enabled
Screen Reader : Supported
Enhanced typesetting : Enabled
Word Wise : Enabled
Print length : 132 pages



- **Rod Selection:** Opt for a 6- to 7-foot rod with a medium or medium-light action.
- **Reel Selection:** Choose a baitcasting reel with a gear ratio between 6:1 and 7:1.
- **Lure Selection:** Use lures weighing between 1/8 ounce to 3/8 ounce, such as crankbaits, spinnerbaits, and soft plastics.

Mastering Casting Techniques

Effective casting is essential in baitcasting. Follow these steps to perfect your technique:

1. **Grip the Rod:** Grip the rod firmly with your thumb on the top of the reel and your forefinger and middle finger on the bottom of the reel seat.
2. **Position the Line:** Guide the line onto the reel by hand, leaving about 1 inch of line between the spool and the first eyelet on the rod.
3. **Use the Spool Release:** Press the spool release button with your thumb to release the spool.
4. **Initiate the Cast:** Swing the rod smoothly forward and upward, aiming slightly above and beyond your target.
5. **Control the Release:** As the lure reaches the apex of its trajectory, gently release your thumb to allow the line to cast freely.
6. **Stop the Spool:** Once the lure has reached your desired distance, use your thumb to press the spool release button again and stop the line.

Fine-tuning Your Accuracy

Accuracy is crucial in baitcasting. Here are some tips to improve your aim:

- **Practice Regularly:** The key to improving accuracy is consistent practice.
- **Use a Target:** Set up a target at various distances and practice casting to it.
- **Adjust Your Cast:** Make small adjustments to your casting motion to find the most accurate technique.
- **Consider Wind Conditions:** Adjust your casting angle and line tension to account for wind.

Baitcasting for Different Species

Light tackle baitcasting can be effective for various species of fish:

- **Bass:** Bass are attracted to lures that resemble their natural prey, such as crankbaits, spinnerbaits, and soft plastics.
- **Trout:** Trout prefer smaller lures with subtle action, such as inline spinners and flies.
- **Panfish:** Panfish are easy to catch using small lures and live bait, such as worms and grubs.

Fly Fishing Techniques

Fly fishing involves casting a fly lure attached to a leader and tippet. It is a popular method for targeting species such as trout, salmon, and steelhead.

- **Rod Selection:** Fly rods range from 7 feet to 9 feet in length and have a medium or fast action.

- **Reel Selection:** Choose a fly reel with a smooth drag system to prevent fish from breaking the line.
- **Fly Selection:** Match the fly size and pattern to the species you are targeting.

Types of Fly Fishing Casts:

- **Basic Forward Cast:** A fundamental cast for general use.
- **Overhead Cast:** A powerful cast used for long distances.
- **Roll Cast:** Useful in tight spaces or when casting under overhanging trees.

Fly Fishing for Different Species


Fly fishing is effective for a wide range of fish:

- **Trout:** Trout respond well to flies that imitate their food sources, such as mayflies, caddisflies, and stoneflies.
- **Salmon:** Salmon are often targeted with larger flies that resemble small fish.
- **Steelhead:** Steelhead are migratory trout that can be caught using flies that mimic baitfish and insects.

Mastering baitcasting and fly fishing techniques can transform your fishing experience. By understanding the principles of light tackle baitcasting and fly fishing, as well as the specific methods for targeting different species, you can become a more proficient angler and catch more fish consistently. Practice regularly, experiment with

different techniques, and you will be amazed at how much your fishing skills improve.

Remember, the key to success in fishing lies in continuous learning and adaptation. Embrace the challenges, hone your skills, and enjoy the thrill of catching fish using these proven techniques.




Fishing Knots: Proven to Work for Light Tackle and Fly Fishing

Fishing by Lefty Kreh


★★★★☆ 4.5 out of 5

Language : English
File size : 7729 KB
Text-to-Speech : Enabled
Screen Reader : Supported
Enhanced typesetting : Enabled
Word Wise : Enabled
Print length : 132 pages



Demystifying AI's Challenges and Embracing its Promise: A Comprehensive Guide to Artificial Intelligence Problems and Their Solutions

In the rapidly evolving realm of Artificial Intelligence (AI), the pursuit of advancements brings forth a multitude of challenges. This article aims...



How America's Most Popular Sport Is Just Getting Started: Witness the Thrilling Evolution of Baseball

Baseball, the quintessential American pastime, has captivated generations with its timeless appeal. But what many don't realize is that this beloved sport is...