

Master the Art of Billiards Aiming: Uncover the Secrets of the World's Best


Welcome to the ultimate guide to elevating your billiards game to new heights! In this comprehensive article, we delve into the world of aiming systems, unlocking the secrets that have transformed ordinary players into billiards masters. Prepare to embark on a journey of precision, strategy, and unwavering accuracy as we reveal the World's Best Aiming System for Billiards.

Before delving into the intricacies of aiming systems, let's establish a solid understanding of the foundational terminology.

- **Cue Ball:** The white ball that players strike to propel the other balls.
- **Object Balls:** The colored balls that are the main targets in the game.
- **Shot Line:** The path along which the cue ball must travel to hit the object ball successfully.
- **Aiming Point:** The specific spot on the object ball that the player intends to strike.
- **Center Shot:** A shot where the cue ball strikes the object ball directly in the center.
- **Sidespin:** A technique that imparts a spin on the cue ball, causing it to curve after impact.

Over the centuries, billiards players have developed various aiming systems to enhance their precision. These systems can be broadly

classified into three main categories:



World's Best Aiming System for Billiards

by Paul Rodney Turner

★★★★☆ 4.1 out of 5

Language : English

File size : 1964 KB

Text-to-Speech : Enabled

Enhanced typesetting : Enabled

Word Wise : Enabled

Print length : 72 pages

Lending : Enabled

Screen Reader : Supported



- **Instinctive Aiming:** Relying on natural instincts and experience to determine the shot line and aiming point.
- **Geometric Aiming:** Using mathematical calculations and geometry to calculate the exact path of the cue ball.
- **Grid Aiming:** Employing a grid or template overlaid on the table to guide the alignment of the cue ball.

After decades of research and testing, billiards experts have unveiled the World's Best Aiming System. This innovative approach combines the strengths of geometric and grid aiming, creating a system that is both precise and practical.

- **Precision Geometric Calculations:** The system utilizes advanced mathematics to calculate the exact path of the cue ball, considering the distance, angle, and any applied sidespin.


- **Dynamic Grid Overlay:** A unique grid overlay dynamically adjusts to the position of the balls, providing instant visual guidance for the player.
 - **Customizable Aiming Points:** The system allows players to customize their aiming points, enabling them to adapt to different table conditions and shot scenarios.
 - **Unmatched Accuracy:** By precisely calculating the trajectory of the cue ball, the system ensures exceptional accuracy, minimizing error and maximizing the chances of sinking shots.
 - **Intuitive and Easy to Use:** The dynamic grid overlay makes the system incredibly user-friendly, even for beginners.
 - **Versatility:** The system can be applied to a wide range of shots, from simple center shots to complex angles and sidespin shots.
 - **Improves Focus and Concentration:** By providing clear and precise visual guidance, the system helps players stay focused and concentrates on their technique.
1. **Position the Grid Overlay:** Align the grid overlay on the table, ensuring the center of the grid matches the center of the cue ball.
 2. **Identify the Object Ball:** Select the object ball you want to pocket.
 3. **Calculate the Shot Line:** Use the grid lines to determine the shot line connecting the cue ball to the aiming point on the object ball.
 4. **Apply Sidespin (Optional):** If necessary, apply sidespin to the cue ball to control the trajectory.

5. **Execute the Shot:** Strike the cue ball with the appropriate force and follow-through, aligning the shot line with the grid overlay.

Like any skill, mastering the World's Best Aiming System requires consistent practice and analysis.

- **Practice Regularly:** The more you practice, the more familiar you become with the system and its nuances.
- **Analyze Missed Shots:** After every missed shot, take the time to analyze what went wrong and adjust your technique accordingly.
- **Experiment with Variations:** Once you have gained proficiency, start experimenting with different shot variations, such as bank shots and jump shots, to expand your capabilities.

The World's Best Aiming System for Billiards is a revolutionary tool that has the power to transform your game. By embracing this innovative system, you can unlock a new level of precision, strategy, and accuracy. With consistent practice and analysis, you can master the art of aiming and unlock the true potential of your billiards skills. So, elevate your game to new heights, conquer your opponents, and experience the thrill of sinking shots with unmatched confidence!



World's Best Aiming System for Billiards

by Paul Rodney Turner

★ ★ ★ ★ ☆ 4.1 out of 5

Language : English

File size : 1964 KB


Text-to-Speech : Enabled

Enhanced typesetting : Enabled

Word Wise : Enabled

Print length : 72 pages

Lending : Enabled
Screen Reader : Supported



Demystifying AI's Challenges and Embracing its Promise: A Comprehensive Guide to Artificial Intelligence Problems and Their Solutions

In the rapidly evolving realm of Artificial Intelligence (AI), the pursuit of advancements brings forth a multitude of challenges. This article aims...



How America's Most Popular Sport Is Just Getting Started: Witness the Thrilling Evolution of Baseball

Baseball, the quintessential American pastime, has captivated generations with its timeless appeal. But what many don't realize is that this beloved sport is...