

# Drawing Guide For Children Students And Artist

Immerse yourself in the captivating world of drawing with our comprehensive guide, meticulously crafted for aspiring artists of all ages and skill levels. Whether you're a budding child artist, a dedicated student seeking mastery, or an aspiring professional ready to unleash your creativity, this invaluable resource holds the key to unlocking your artistic potential.

Within these pages, you'll embark on an extraordinary journey that will transform you from a novice with a pencil to a confident artist capable of capturing the world around you with breathtaking accuracy and imagination. Our step-by-step instructions, coupled with expert insights and inspiring examples, will ignite your artistic flame and empower you to create stunning drawings that will amaze yourself and others.



## DRAW SOMETHING COOL: A DRAWING GUIDE FOR Children, STUDENTS AND ARTIST by Mahdi Jafarian

★★★★☆ 4.4 out of 5

Language : English

File size : 5846 KB

Screen Reader: Supported

Print length : 41 pages

Lending : Enabled

FREE

DOWNLOAD E-BOOK



## Chapter 1: The Fundamentals of Drawing

Lay the foundation for your artistic journey by mastering the fundamental principles of drawing. Discover the secrets of line, shape, form, and perspective, and learn how to use these building blocks to create depth, dimension, and lifelike representations of your subjects.

## **Essential Drawing Tools and Materials**

- **Graphite Pencils:** Explore the versatility of graphite pencils, ranging from soft to hard, and discover their unique properties for creating a wide array of tones and textures.
- **Charcoal Pencils:** Delve into the expressive world of charcoal pencils, renowned for their rich, velvety blacks and ability to create dramatic effects.
- **Drawing Paper:** Select the right drawing paper for your desired outcome, whether it's smooth for detailed work or textured for a more painterly approach.
- **Erasers:** Learn the art of erasing effectively, utilizing different types of erasers to achieve precise corrections and create subtle highlights.

## **Mastering Basic Drawing Techniques**

- **Line Drawing:** Develop your precision and control by practicing line drawing, the foundation for all other drawing techniques.
- **Shading:** Explore the techniques of shading to create form, depth, and texture in your drawings, adding realism and bringing your subjects to life.
- **Blending:** Learn the art of blending to achieve smooth transitions between tones, creating seamless gradients and enhancing the overall

quality of your drawings.

## **Chapter 2: Drawing for Children**

Nurture the creativity of young artists with our engaging and age-appropriate drawing lessons tailored for children. Watch their imaginations soar as they learn the basics of drawing while developing their fine motor skills and self-expression.

### **Fun and Educational Drawing Activities**

- **Animal Drawing:** Guide children through the process of drawing their favorite animals, from playful puppies to majestic lions.
- **Cartoon Characters:** Bring the beloved world of cartoons to life by teaching children to draw their favorite characters with simple, step-by-step instructions.
- **Nature Drawing:** Connect children with the wonders of nature by encouraging them to draw plants, flowers, and landscapes.

### **Developing Artistic Skills in Children**

- **Observation and Imagination:** Foster children's observation skills and encourage them to draw from their imaginations, developing their creativity and problem-solving abilities.
- **Hand-Eye Coordination:** Improve children's hand-eye coordination through drawing exercises, enhancing their fine motor skills and overall dexterity.
- **Self-Expression and Confidence:** Provide a safe and encouraging environment for children to express themselves through drawing, building their self-confidence and artistic growth.

## **Chapter 3: Drawing for Students**

Elevate your drawing skills as a student with our comprehensive guide that covers a wide range of drawing topics, from traditional techniques to contemporary approaches.

### **Advanced Drawing Techniques**

- **Perspective Drawing:** Master the art of creating the illusion of depth and distance in your drawings, enhancing the realism and impact of your work.
- **Human Figure Drawing:** Learn the proportions and anatomy of the human figure, enabling you to draw realistic and expressive portraits and full-body figures.
- **Composition and Design:** Explore the principles of composition and design to create balanced and visually appealing drawings that captivate the viewer.

### **Specialized Drawing Media**

- **Watercolor Pencils:** Discover the unique properties of watercolor pencils, combining the control of pencils with the fluidity of watercolors.
- **Colored Pencils:** Expand your color palette and explore the vibrant world of colored pencils, creating rich and layered drawings with exceptional detail.
- **Markers:** Utilize the bold and expressive nature of markers to create dynamic and eye-catching drawings with flat colors or blended transitions.

## **Chapter 4: Drawing for Artists**

Take your drawing skills to the next level and unleash your artistic potential with our advanced guide designed specifically for aspiring professional artists.

## **Mastering Drawing Styles**

- **Realism:** Achieve photorealistic drawings by mastering the techniques of accurate observation, shading, and blending.
- **Impressionism:** Capture the fleeting moments and emotions of a scene with the expressive brushstrokes and vibrant colors of Impressionism.
- **Abstract Expressionism:** Explore the depths of your imagination and emotions by creating abstract drawings that convey powerful messages and evoke strong feelings.

## **Artistic Inspiration and Techniques**

- **Drawing from Life:** Engage with the world around you by drawing from life, capturing the movement, textures, and emotions of your subjects.
- **Experimentation and Innovation:** Push the boundaries of drawing by experimenting with unconventional techniques, mixed media, and unique artistic approaches.
- **Critique and Refinement:** Develop a critical eye by analyzing your work and seeking constructive feedback to refine your skills and elevate your artistic vision.


Embark on an artistic adventure that will transform your life with our comprehensive drawing guide. Whether you're a young child discovering the joy of drawing, a dedicated student seeking mastery, or an aspiring artist ready to unleash your creativity, this invaluable resource will ignite

your passion and empower you to achieve your artistic goals. With each stroke of your pencil, you'll discover the boundless possibilities that lie within the realm of drawing. So, pick up your pencils and let your imagination soar!

Free Download your copy today and unlock the secrets of drawing!

## Call to Action

Buy Now



## DRAW SOMETHING COOL: A DRAWING GUIDE FOR Children, STUDENTS AND ARTIST by Mahdi Jafarian

★★★★☆ 4.4 out of 5


Language : English

File size : 5846 KB

Screen Reader : Supported


Print length : 41 pages

Lending : Enabled



## Demystifying AI's Challenges and Embracing its Promise: A Comprehensive Guide to Artificial Intelligence Problems and Their Solutions

In the rapidly evolving realm of Artificial Intelligence (AI), the pursuit of advancements brings forth a multitude of challenges. This article aims...



## How America's Most Popular Sport Is Just Getting Started: Witness the Thrilling Evolution of Baseball

Baseball, the quintessential American pastime, has captivated generations with its timeless appeal. But what many don't realize is that this beloved sport is...