


Dos and Don'ts in the Philippines: An Indispensable Guide for Seamless Travel

The Philippines, a Southeast Asian archipelago with over 7,000 islands, is a captivating destination known for its stunning beaches, rich history, and vibrant culture. As you embark on your journey to this enchanting land, it is essential to be mindful of the local customs and etiquette to ensure a respectful and fulfilling experience. This comprehensive guide will provide you with invaluable insights into the Dos and Don'ts of Filipino culture, empowering you to navigate seamlessly and immerse yourself fully in the warmth and hospitality of the Filipino people.



Dos & Don'ts in Philippines by Maida Pineda

★★★★☆ 4.6 out of 5

Language	: English
File size	: 10570 KB
Text-to-Speech	: Enabled
Enhanced typesetting	: Enabled
Word Wise	: Enabled
Print length	: 364 pages
Lending	: Enabled
Screen Reader	: Supported



Dos: Essential Etiquette for Respect and Connection

1. Greet with a warm "Magandang araw!" or "Kumusta po?"

Filipinos are known for their friendly and welcoming nature. Always greet locals with a polite "Magandang araw!" (good day) or "Kumusta

po?" (how are you?) accompanied by a genuine smile. It shows respect and opens doors for meaningful connections.

2. **Use the proper "po" and "opo"**

"Po" and "opo" are terms of respect that should be used when addressing elders, superiors, and people in positions of authority. Incorporating them into your conversations demonstrates politeness and deference.

3. **Remove your shoes upon entering a Filipino home**

It is customary to remove your shoes before stepping into a Filipino household. This is a sign of respect and helps maintain cleanliness.

4. **Use your right hand for eating and passing objects**

In the Philippines, the left hand is typically reserved for personal hygiene. Therefore, it is considered polite to eat and pass objects with your right hand.

5. **Learn basic Filipino phrases**

Making an effort to learn a few key Filipino phrases, such as "Salamat po" (thank you) and "Paumanhin po" (excuse me), will be greatly appreciated and can help break the ice with locals.

Don'ts: Avoid Cultural Blunders and Misunderstandings

1. **Don't point your finger or feet at someone**

Pointing your finger or feet at a person is considered impolite in Filipino culture. It can be perceived as disrespectful or even threatening.

2. **Don't be overly loud or boisterous**

Filipinos value harmony and respect for personal space. Avoid being excessively loud or boisterous in public places to maintain a peaceful and respectful atmosphere.

3. **Don't criticize the Philippines or Filipino culture**

It is important to be sensitive to the local culture and refrain from making negative or critical remarks about the Philippines or its people. Filipinos are proud of their country and culture, and any criticism may be met with discomfort or offense.

4. **Don't talk about sensitive topics**

Avoid discussing controversial or sensitive topics such as politics, religion, or personal finances in public as they may cause discomfort or offense.

5. **Don't take photos of people without their permission**

It is always polite to ask for permission before taking photographs of individuals, especially in traditional or private settings. Respecting people's privacy and seeking their consent is essential.

Additional Tips for a Culturally Immersive Experience

- **Attend local festivals and events**

Immerse yourself in the vibrant Filipino culture by participating in local festivals and events. These gatherings provide an excellent opportunity to witness traditional performances, music, and dances while connecting with the community.

- **Try local cuisine**

Philippine cuisine is a delectable blend of flavors and influences. From the savory "adobo" to the tangy "sinigang," be adventurous and indulge in the culinary delights that the Philippines has to offer.

- **Support local businesses**

By patronizing local businesses and vendors, you not only contribute to the local economy but also support the passionate entrepreneurs who are the backbone of Filipino society.


- **Respect the environment**

The Philippines is blessed with an abundance of natural beauty. As a visitor, it is essential to be mindful of the environment and avoid littering or engaging in activities that may harm the delicate ecosystems.

Embracing the Dos and Don'ts outlined in this guide will help you navigate the Philippines with confidence, respect, and a genuine appreciation for the Filipino culture. By adhering to these cultural nuances, you will not only avoid misunderstandings but also foster meaningful connections with the warm and hospitable Filipino people.

Remember, cultural immersion is a two-way street. As you learn about Filipino customs and traditions, be open to sharing your own culture and experiences. Mutual respect and curiosity will create a rich and rewarding travel experience for both you and the locals you encounter.


So, embrace the vibrant spirit of the Philippines, immerse yourself in its rich heritage, and create unforgettable memories filled with cultural understanding and genuine connections.



Dos & Don'ts in Philippines by Maida Pineda

★★★★☆ 4.6 out of 5

- Language : English
- File size : 10570 KB
- Text-to-Speech : Enabled
- Enhanced typesetting : Enabled
- Word Wise : Enabled
- Print length : 364 pages
- Lending : Enabled
- Screen Reader : Supported



Demystifying AI's Challenges and Embracing its Promise: A Comprehensive Guide to Artificial Intelligence Problems and Their Solutions

In the rapidly evolving realm of Artificial Intelligence (AI), the pursuit of advancements brings forth a multitude of challenges. This article aims...



How America's Most Popular Sport Is Just Getting Started: Witness the Thrilling Evolution of Baseball

Baseball, the quintessential American pastime, has captivated generations with its timeless appeal. But what many don't realize is that this beloved sport is...